

Burger King

CITY HALL

La Crosse Tribune

La Crosse County LOTA

Permit & Meters

La Crosse County Courthouse and Law Enforcement Center

La Crosse County Health and Human Services

Western Technical College

Permit & Meters

La Crosse County LOT D

Belle Square

US Post Office

La Crosse County Administrative Center

Permit & Public

La Crosse County 7th Street Permit/Jury Parking

PINE ST

3RD STN

6TH STN

7TH STN

8TH STN

9TH STN

10TH STN

BADGER ST

VINE ST

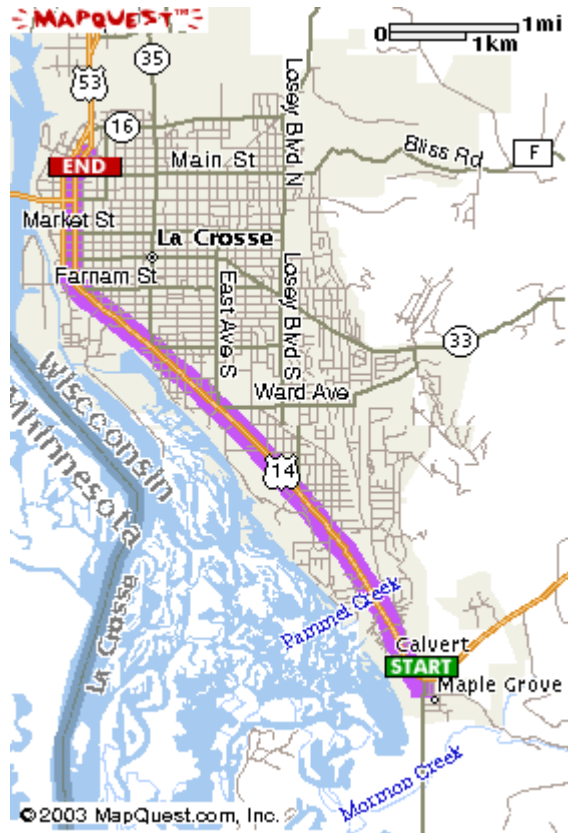
4TH STN

VINE ST

PINE ST

DIRECTIONS FROM THE SOUTH OF LA CROSSE

1. West on US-61/ US-14 toward US-61 N/ US-14 W/ WI-35 N.
2. Turn LEFT onto WI-35 S.
3. Turn SHARP LEFT onto WI-35 N/ GREAT RIVER RD. Continue to follow WI-35 N.
4. WI-35 N becomes US-61 N/ US-14 W.
5. US-61 N/ US-14 W becomes 4TH ST S/ US-53 N/ GREAT RIVER RD.

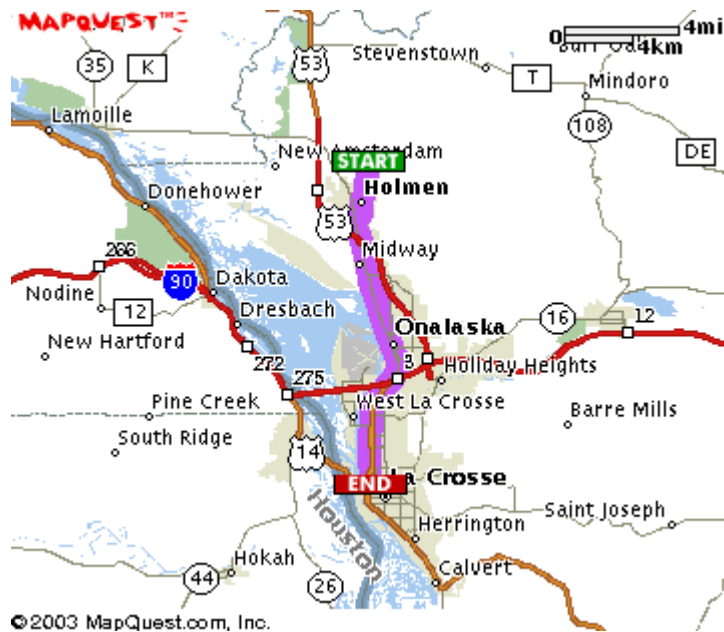


DIRECTIONS FROM HOLMEN, NORTH OF LA CROSSE

1. Follow S HOLMEN DR/ WI-35 BR/GREAT RIVER RD.
2. GREAT RIVER RD becomes US-53 S.
3. Turn LEFT onto VINE ST.

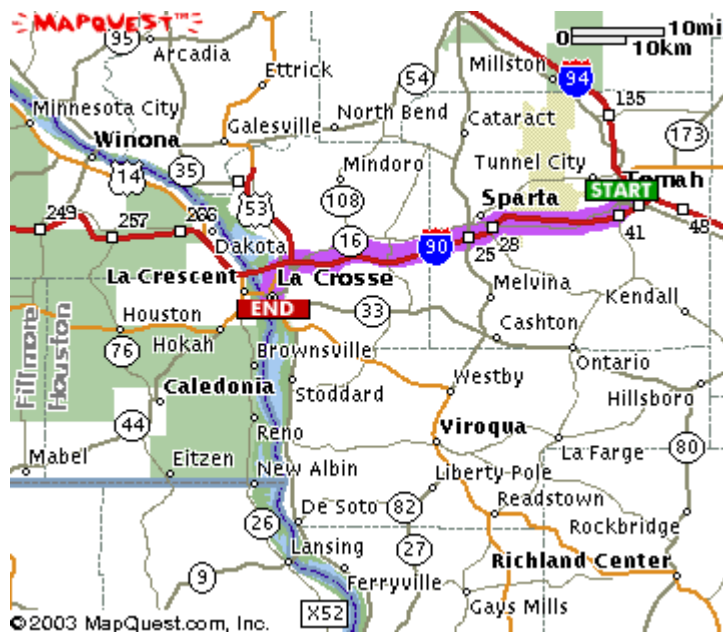
OR

1. Take Hwy. 53 South (from Holmen)
2. Turn right on I-90 West
3. Exit #3 to continue Hwy. 53 South
4. Turn LEFT onto VINE ST.



DIRECTIONS FROM TOMAH, EAST OF LA CROSSE

1. Take I-90 W toward LA CROSSE. 38.02 miles
2. Merge onto US-53 S via exit number 3 toward LA CROSSE. 4.12 miles
3. Turn LEFT onto VINE ST.



DIRECTIONS FROM ROCHESTER, WEST OF LA CROSSE

1. Merge onto I-90 E toward LACROSSE. 57.40 miles
2. Merge onto US-61 S/ US-14 E via exit number 275 toward LA CRESCENT. 2.51 miles
3. Turn LEFT onto MN-16 E. 2.63 miles
4. MN-16 E becomes US-61/ US-14. 0.52 miles
5. Turn LEFT onto 4TH ST S/ US-53 N/ GREAT RIVER RD.

